

Oil-injected Air-end V150



PROFILE: Designed to offer maximum performance even in extreme conditions, efficiency and duration. It guarantees high airflow with a minimum energy consumption.

BEARINGS: Radial and thrust bearings are created to be lasting. Only first-quality bearings are used.

FRONT SEALINGS: No oil loss thanks to excellent materials and suitable dimensions.

User-friendliness for a simple and fast replacement.

APPLICATION: For belt and direct connections.

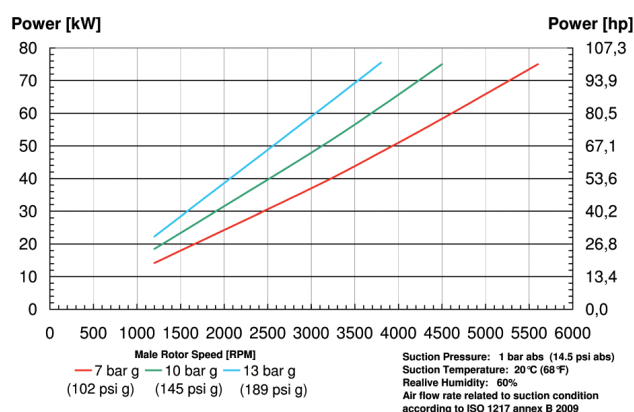
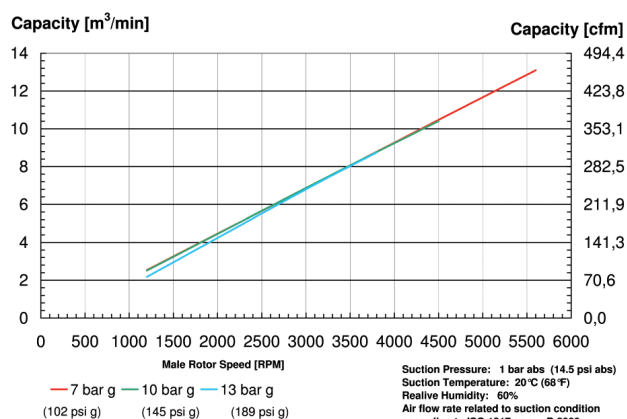
ASSEMBLY: Body parts are joined with O-rings. In this way, the maintenance is easy, fast and reliable.

ROTOR ADJUSTMENT: Threaded rings are used to adjust rotors for a very fast, reliable and repeatable maintenance.

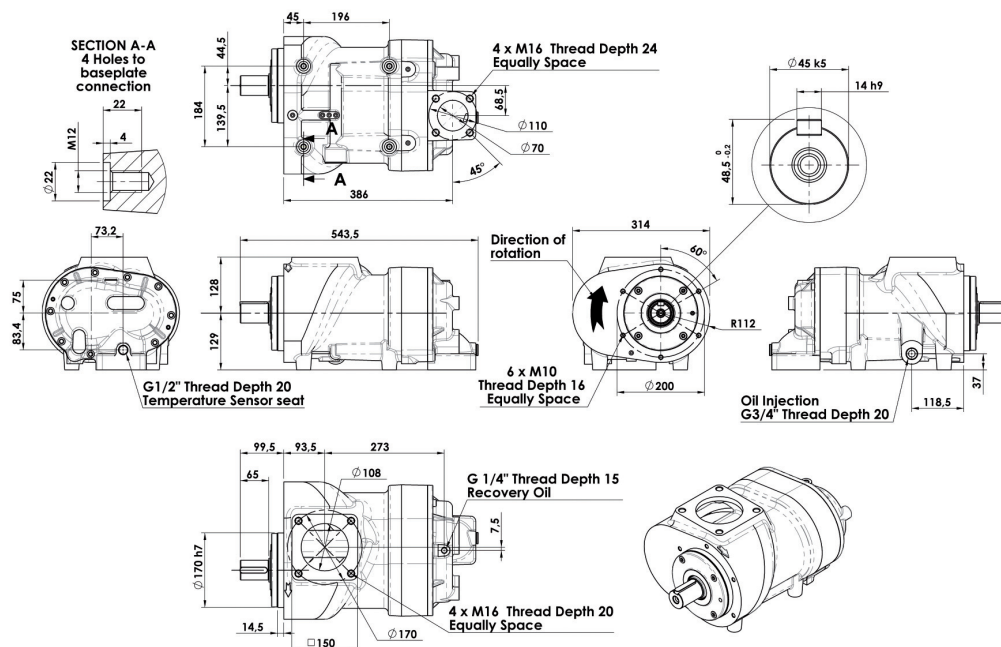
TECHNICAL DATA

Size	V150	
Drive	Direct by coupling or belt	
Outside male diameter:	mm	150,3
	inch	5,92
Outside female diameter:	mm	119,2
	inch	4,69
L/D:	1,55	
Air Capacity (ISO 1217 ANNEX B 2009)	m ³ /min	2,6 - 13
	cfm	92 - 459
Max Working Pressure	bar g	13
	psi g	189
Min Working Pressure	bar g	5
	psi g	73
Oil injected Quantity	L/min	75 - 105
	gal/min (US)	20 - 28
Max Input Power	kW	75
	hp	100
Max main rotor speed	rpm	5600
Max outlet air/oil Temperature	°C	105
	°F	221
Weight	kg	105
	lb	231

Air flow rate related to suction condition according to ISO 1217 Annex B 2009: relative humidity=60%; suction press. (abs)=1 bar; suction temp.=20°C; disch. temp.=80°C



Drawing dimensions in mm.
Inch dimensions available
on VMC website.



Integrated System V150/VTDM



This system integrates the properly designed combination block to the AIR-END series. It offers a unique, compact system user-friendly and fast to be assembled. The air outlet and oil inlet have been designed for simple and fast connections. Pipe length has been designed to be short for a better performance and reduce pressure drop. The position of inside components has been engineered for easy, fast and safe maintenance operations. The system offers high interchangeability.

TECHNICAL DATA

Size		V150/VTDM
		For performances data see V150 technical data
Oil Inlet/Outlet		Rp 1-1/4"
Air outlet (From Air-end)	mm	Ø 70
	inch	Ø 2,76
Air Inlet (From Tank)		Rp 2"
Air outlet (From MPV)		Rp 1-1/2"
Oil nipples Size		1-1/2" - 16UN or G 1-1/4"
Air nipples Size		N°2 x M32x1,5 or N°2 x M39x1,5
Thermostat Temp. Setting	°C	Three thermostat available: 55-70; 71-85 or 83-95
	°F	Three thermostat available: 131-158; 159,8-185 or 181,4-203
Materials		Unit is made in anodized aluminium alloy, steel and cast iron. Inside parts in aluminium alloy, steel, brass and viton sealing.
A	mm	139
	inch	5,47
A1	mm	272
	inch	10,71
B	mm	315
	inch	12,4
C1	mm	578
	inch	22,75
Y	mm	742
	inch	29,21
Weight	kg	115
	lb	253

